




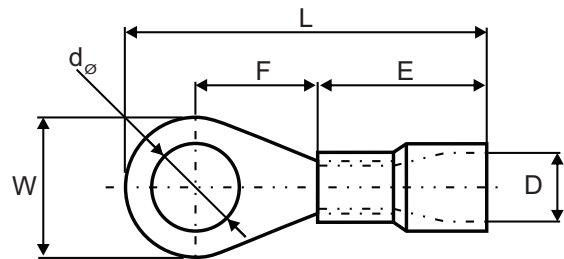
Insulated Terminal Lugs & Connectors



► Insulated RING Terminal Lugs



Dimensional Drawing:

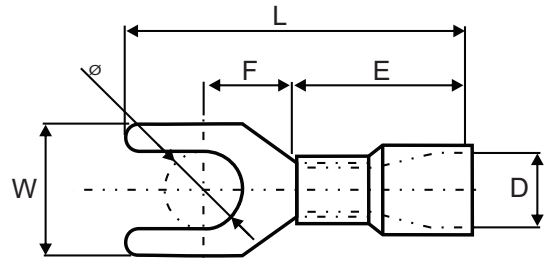


Part No.	Colour	Cable Size mm ²	AWG	Screw Size	Ø mm	W mm	L mm	F mm	E mm	D mm
9WL RVN1.5 - 3	■	0.75 - 1.5	22 - 16	M3	3.2	5.7	18.2	4.65	10.5	4.6
9WL RVN1.5 - 4S	■			M4	4.3	6.6	20.1	6.3		
9WL RVN1.5 - 5S	■			M5	5.3	8	21.5	7		
9WL RVN1.5 - 6	■			M6	6.5	11.6	27.5	11.2		
9WL RVN2.5 - 4S	■	1.5 - 2.5	16 - 14	M4	4.3	6.6	21.7	7.9	10.5	5
9WL RVN4 - 4	■	2.5 - 4	14 - 12	M4	4.3	8	25.5	8	13.5	6.1
9WL RVN4 - 5S	■			M5	5.3					
9WL RVN4 - 6	■			M6	6.5	12	28.9	9.4		
9WL RVN4 - 8	■			M8	8.4	15	35	14		
9WL RVN6 - 4S	■	4 - 6	12 - 10	M4	4.3	7.2	22.4	5.3	13.5	6.8
9WL RVN6 - 5	■			M5	5.3	9.5	26.5	8.3		
9WL RVN6 - 6	■			M6	6.5	12	31.2	11.7		
9WL RVN6 - 8	■			M8	8.4	15	34.7	13.7		
9WL RVN6 - 10	■			M10	10.5					
9WL RVN10 - 5	■	6 - 10	8	M5	5.3	8.8	33.3	10.9	18	7.4
9WL RVN10 - 8	■			M8	8.4	15	39.3	13.8		
9WL RVN10 - 10	■			M10	10.5					
9WL RVN10 - 12	■			M12	13	20	43	15		
9WL RVN16 - 8	■	16	6	M8	8.4	16	32.8	14.3	10.5	9.9

➤ Insulated FORK Terminal Lugs



Dimensional Drawing:

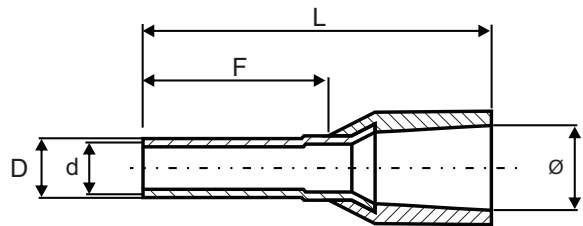


Part No.	Colour	Cable Size mm ²	AWG	Screw Size	Ø mm	W mm	L mm	F mm	E mm	D mm
9WL SVN1.5 - 3	■	0.75 - 1.5	22 - 16	M3	3.2	5.7	21.7	6.5	10.5	4.6
9WL SVN1.5 - 4S	■			M4	4.3	6.4				
9WL SVN1.5 - 5S	■			M5	5.3	8.1				
9WL SVN2.5 - 4S	■	1.5 - 2.5	16 - 14	M4	4.3	6.4	21.7	6.5	10.5	5
9WL SVN2.5 - 5S	■			M5	5.3	8.1				
9WL SVN4 - 4	■	2.5 - 4	14 - 12	M4	4.3	8	25.8	7.7	13.5	6.1
9WL SVN4 - 5	■			M5	5.3					
9WL SVN4 - 6	■			M6	6.5	12				
9WL SVN6 - 5S	■	4 - 6	12 - 10	M5	5.3	9	24.9	7.5	13.5	6.8
9WL SVN6 - 6S	■			M6	6.5					
9WL SVN6 - 8	■			M8	8.4	14				
9WL SVN10 - 6L	■	6 - 10	6 - 10	M6	6.5	12	23.8	9.2	8.5	7.6

▶ Insulated CORD PIN END Terminal Lugs




Dimensional Drawing:

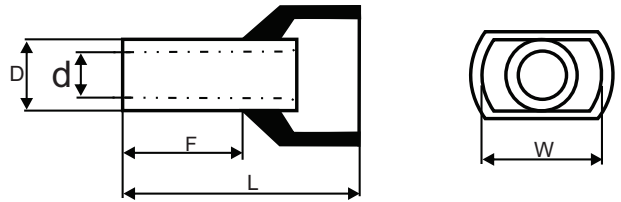


Part No.	Colour	Cable Size mm ²	AWG	Ø mm	L mm	F mm	D mm	d mm
9WL EVN0.5 - 8	■	0.5	22	2.6	14	8	1.3	1
9WL EVN0.75 - 8	■	0.75	20	2.9	14.5	8	1.5	1.2
9WL EVN1 - 10	■	1	18	3.1	16.5	10	1.7	1.4
9WL EVN1.5 -10	■	1.5	16	3.7	17	10	2.1	1.8
9WL EVN2.5 - 10	■	2.5	14	4.4	17.5	10	2.6	2.3
9WL EVN4 - 12	■	4	12	5	20	12	3.2	2.8
9WL EVN6 -12	■	6	10	6.3	20	12	3.9	3.5
9WL EVN10 - 18	■	10	8	7.6	27.5	18	4.9	4.5
9WL EVN16 - 18	■	16	6	8.8	28.2	18	6.2	5.8
9WL EVN25 - 16	■	25	4	11.2	29.2	16	7.9	7.5
9WL EVN35 - 16	■	35	2	12.5	30	16	8.7	8.3
9WL EVN50 - 20	■	50	1/0	15	36	20	10.9	10.3
9WL EVN70 - 20	■	70	2/0	16	37	20	14.3	13.5
9WL EVN95 - 25	■	95	3/0	18.5	44	25	15.3	14.5
9WL EVN120-20	■	120	4/0	20.3	47.6	27	17.5	16.5

▶ Insulated TWIN CORD END Terminal Lugs



Dimensional Drawing:

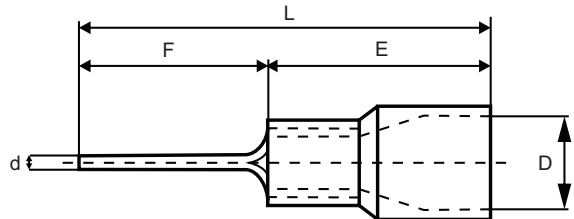


Part No.	Colour	Cable Size mm ²	AWG	W mm	L mm	F mm	D mm	d mm
9WL TEV0.5 - 8	■	2 x 0.5	2 x 22	5	15	8	1.8	1.5
9WL TEV0.75 - 10	■	2 x 0.75	2 x 20	5.5	15	8	2.1	1.8
9WL TEV1 - 10	■	2 x 1	2 x 18	5.5	17	10	2.3	2
9WL TEV1.5 - 12	■	2 x 1.5	2 x 16	6.4	20	12	2.6	2.3
9WL TEV2.5 - 13	■	2 x 2.5	2 x 14	8	21.5	13	3.3	2.9
9WL TEV4 - 12	■	2 x 4	2 x 12	8.8	23	12	4.2	3.8
9WL TEV6 - 14	■	2 x 6	2 x 10	9.5	26	14	5.3	4.9
9WL TEV10 -14	■	2 x 10	2 x 8	12.6	26	14	6.9	6.5
9WL TEV16 - 14	■	2 x 16	2 x 6	19	30	14	8.7	8.3

▶ Insulated PIN Terminal Lugs



Dimensional Drawing:

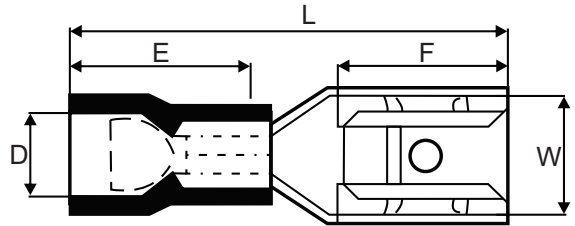


Part No.	Colour	Cable Size mm ²	AWG	l _{max} A	Ø mm	L mm	F mm	E mm	D mm
9WL PVN1.5 - 10	■	0.5 - 1.5	22 - 16	19	1.9	20.5	10	10.5	4.6
9WL PVN2.5 - 10	■	1.5 - 2.5	16 - 14	27	1.9	20.5	10	10.5	5
9WL PVN6 - 16	■	4 - 6	12 - 10	48	2.8	30.5	18	13.5	6.8

▶ Insulated FASTON FEMALE Terminal Lugs




Dimensional Drawing:

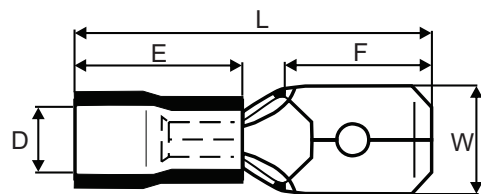


Part No.	Colour	Cable Size mm ²	AWG	NEMA Tab	lmax A	W mm	L mm	F mm	E mm	D mm
9WL MVN1.5 - 110(5)	■	0.5 - 1.5	22 - 16	0.5 x 2.8	10	3.8	19	6.4	10	3.8
9WL MVN1.5 - 110(8)	■			0.8 x 2.8		3.8		6.5		
9WL MVN1.5 - 187(8)	■			0.8 x 4.75		5.6	7.9			
9WL MVN1.5 - 250	■			0.8 x 6.35		7.4	21			
9WL MVN2.5 - 187(8)	■	1.5 - 2.5	16 - 14	0.8 x 4.75	15	5.6	19	6.5	10	4.3
9WL MVN2.5 - 250	■			0.8 x 6.35		7.4		21		
9WL MVN6 - 250	■	4 - 6	14 - 12	0.8 x 6.35	24	7.4	25	7.9	14	5.7

▶ Insulated FASTON MALE Terminal Lugs



Dimensional Drawing:

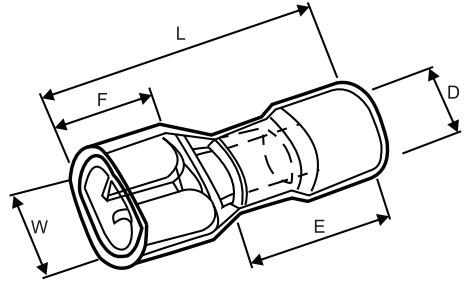


Part No.	Colour	Cable Size mm ²	AWG	NEMA Tab	lmax A	W mm	L mm	F mm	E mm	D mm
9WL FVN1.5 - 110(5)	■	0.5 - 1.5	22 - 16	0.5 x 2.8	10	2.8	19	6.4	10	3.8
9WL FVN1.5 - 110(8)	■			0.8 x 2.8				4.75		
9WL FVN1.5 - 187(8)	■			0.8 x 4.75		6.35	7.9			
9WL FVN1.5 - 250	■			0.8 x 6.35		7.4	21			
9WL FVN2.5 - 187(8)	■	1.5 - 2.5	16 - 14	0.8 x 4.75	15	4.75	19	6.5	10	4.3
9WL FVN2.5 - 250	■			0.8 x 6.35		6.35		7.9		

➤ Fully Insulated FASTON SPADE FEMALE Connectors



Dimensional Drawing:

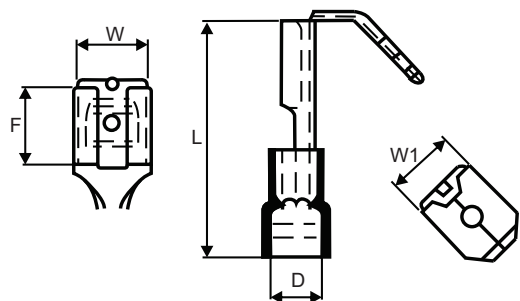


Part No.	Colour	Cable Size mm ²	AWG	NEMA Tab	Imax A	W mm	L mm	F mm	E mm	D mm
9WL QVN1.5 - 110(5)	■	0.5 - 1.5	22 - 16	0.5 x 2.8	10	3.8	20	6.4	10	3.8
9WL QVN1.5 - 110(8)	■			0.8 x 2.8						
9WL QVN1.5 - 187(8)	■			0.8 x 4.75		5.6	6.5			
9WL QVN1.5 - 250	■			0.8 x 6.35				21.5		
9WL QVN2.5 - 187(8)	■	1.5 - 2.5	16 - 14	0.8 x 4.75	15	5.6	20	6.5	10	4.3
9WL QVN2.5 - 250	■			0.8 x 6.35		7.4	21.5	7.9		

➤ Insulated 2 Cable FASTON PIGGYBACK FEMALE Terminal Lugs



Dimensional Drawing:

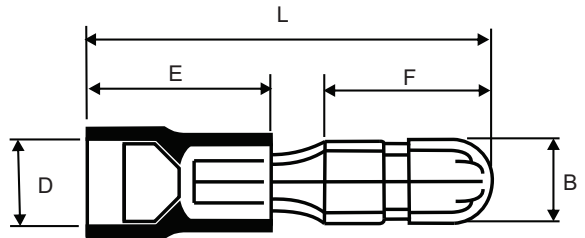


Part No.	Colour	Cable Size mm ²	AWG	NEMA Tab	Imax A	W mm	W1 mm	L mm	F mm	D mm
9WL BVN1.5 - 250	■	0.5 - 1.5	22 - 16	0.5 x 2.8	10	7.4	6.3	21.5	8	3.8
9WL BVN2.5 - 250	■	1.5 - 2.5	16 - 14	0.8 x 2.8	15	7.4	6.3	21.5	8	4.3

➤ Insulated BULLET MALE Connectors



Dimensional Drawing:

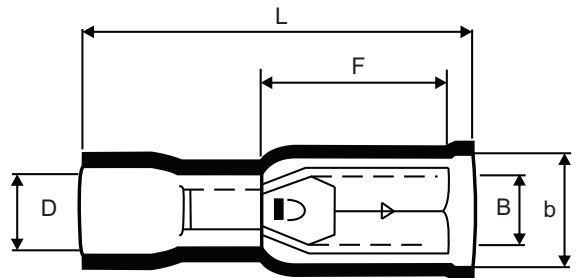


Part No.	Colour	Cable Size mm ²	AWG	I _{max} A	B mm	L mm	F mm	E mm	D mm
9WL IVN1.5 - 156	■	0.5 - 1.5	22 - 16	10	4	21	11	10	3.8
9WL IVN2.5 - 195	■	1.5 - 2.5	16 - 14	15	5	21	11	10	4.3
9WL IVN6 - 195	■	4 - 6	12 - 10	24	5	25	11	10	5.7

➤ Fully Insulated SOCKET FEMALE Connectors



Dimensional Drawing:

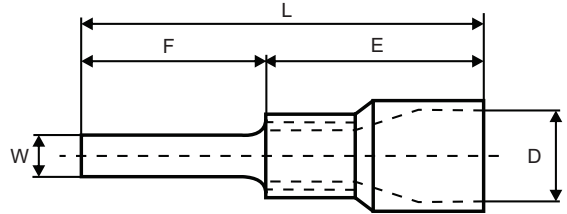


Part No.	Colour	Cable Size mm ²	AWG	I _{max} A	B mm	b mm	L mm	F mm	D mm
9WL JVN1.5 - 156	■	0.5 - 1.5	22 - 16	10	4	6.3	24.5	13	3.8
9WL JVN2.5 - 195	■	1.5 - 2.5	16 - 14	15	5	7	24.5	14	4.3
9WL JVN6 - 195	■	4 - 6	12 - 10	24	5	7	29.5	14	5.7

➤ Insulated BLADE Terminal Lugs



Dimensional Drawing:

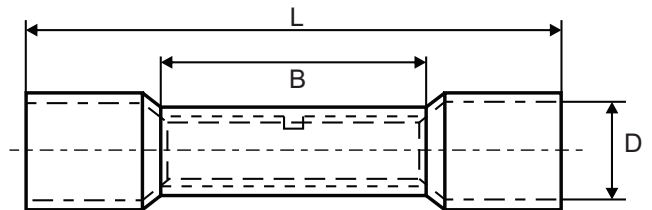


Part No.	Colour	Cable Size mm ²	AWG	I _{max} A	W mm	L mm	F mm	E mm	D mm
9WL DVN1.5 - 9	■	0.5 - 1.5	22 - 16	19	2.8	19.5	9	10.5	4.6
9WL DVN2.5 - 9	■	1.5 - 2.5	16 - 14	27	2.8	19.5	9	10.5	5
9WL DVN6 - 15	■	4 - 6	12 - 10	48	6	28.5	15	13.5	6.8
9WL DVN10 - 15	■	6 - 10	8	62	6	33	15	18	7.8

➤ Fully Insulated BUTT Connectors



Dimensional Drawing:




Part No.	Colour	Cable Size mm ²	AWG	I _{max} A	D mm	L mm	B mm
9WL ZVN1.5 - 26L	■	0.5 - 1.5	22 - 16	19	4	26	15
9WL ZVN2.5 - 26L	■	1.5 - 2.5	16 - 14	27	5.1	26	15
9WL ZVN6 - 26L	■	4 - 6	12 - 10	48	6.8	26	15

▶ Ø16mm CONTROL UNITS   



Round Pushbutton



Square Pushbutton



Rectangle Pushbutton



Pilot Light



Selector Switch



Key Switch



Buzzer Switch



Mushroom Head E-stop



E-Stop Turn to Reset



Ø22mm Illum. Buzzer Switch



Ø22mm Buzzer Switch

▶ Ultra Bright LED'S



BA9S LED Bulb



BA9S Red+Green LED Bulb



T5.5K LED Bulb



T5 Wedge LED Bulb

▶ **NYLON Cable Glands**   IP68 



Thread Spec	Cable Range	Thread OD (AG)	Thread Length (GL)	Reference
M12Ax1.5	3 - 6.5	12	8	9HT RSKP-M12A-GY-PA6-PM
M16Ax1.5	4 - 8	16	8	9HT RSKP-M16A-GY-PA6-PM
M20Ax1.5	6 - 12	20	9	9HT RSKP-M20A-GY-PA6-PM
M25Ax1.5	13 - 18	25	11	9HT RSKP-M25A-GY-PA6-PM
M32Ax1.5	18 - 25	32	11	9HT RSKP-M32A-GY-PA6-PM
M40Ax1.5	22 - 32	40	13	9HT RSKP-M40A-GY-PA6-PM
M50Ax1.5	32 - 38	50	15	9HT RSKP-M50A-GY-PA6-PM
M63Ax1.5	37 - 44	63	15	9HT RSKP-M63A-GY-PA6-PM



Thread Spec	Cable Range	Thread OD (AG)	Thread Length (GL)	Reference
M16Ax1.5	4 - 8	16	15	9HT RSKP-M16A-EX-L-BL-PA6-PM
M20Ax1.5	6 - 12	20	15	9HT RSKP-M20A-EX-L-BL-PA6-PM
M25Ax1.5	13 - 18	25	15	9HT RSKP-M25A-EX-L-BL-PA6-PM
M32Ax1.5	18 - 25	32	15	9HT RSKP-M32A-EX-L-BL-PA6-PM
M40Ax1.5	22 - 32	40	18	9HT RSKP-M40A-EX-L-BL-PA6-PM
M50Ax1.5	32 - 38	50	18	9HT RSKP-M50A-EX-L-BL-PA6-PM
M63Ax1.5	37 - 44	63	18	9HT RSKP-M63A-EX-L-BL-PA6-PM

▶ **METAL Cable Glands**   IP68 



Thread Spec	Cable Range	Thread OD (AG)	Thread Length (GL)	Reference
M12x1.5	3 - 6.5	12	7	9HT RSKM-M12A-C-OM
M16x1.5	4 - 8	16	7	9HT RSKP-M16A-C-OM
M20x1.5	6 - 12	20	8	9HT RSKP-M20A-C-OM
M25x1.5	9 - 16	25	8	9HT RSKP-M25A-C-OM
M32x1.5	18 - 25	32	10	9HT RSKP-M32A-C-OM
M40x1.5	22 - 32	40	10	9HT RSKP-M40A-C-OM
M50x1.5	32 - 38	50	11	9HT RSKP-M50A-C-OM
M63x1.5	37 - 44	63	11	9HT RSKP-M63A-C-OM



Thread Spec	Cable Range	Thread OD (AG)	Thread Length (GL)	Reference
M16Ax1.5	4 - 8	16	15	9HT RSKP-M16A-EX-LC-OM
M20Ax1.5	6 - 12	20	15	9HT RSKP-M20A-EX-LC-OM
M25Ax1.5	13 - 18	25	15	9HT RSKP-M25A-EX-LC-OM
M32Ax1.5	18 - 25	32	15	9HT RSKP-M32A-EX-LC-OM
M40Ax1.5	22 - 32	40	15	9HT RSKP-M40A-EX-LC-OM
M50Ax1.5	32 - 38	50	15	9HT RSKP-M50A-EX-LC-OM

SINGAPORE

Schlegel Elektrokontakt Co (FE) Pte Ltd

3015A Ubi Road 1 #06-13/14, Singapore 408705

☎ +65 6841 8691 📠 +65 6841 8693

✉ sales@schlegel.com.sg

🌐 www.schlegel.com.sg

MALAYSIA

Schlegel Elektrokontakt (M) Sdn Bhd

✉ sales@schlegel.com.my

🌐 www.schlegel.com.my

THAILAND

Schlegel Elektrokontakt (Thailand) Co., Ltd

✉ setcod@ksc.th.com

INDONESIA

Partner: **CV. Lestari Electric**

Gedung Lindeteves Trade Center (LTC)

Jl. Hayam Wuruk 127 Lt. UG Blok C.28 no.8-9

Jakarta Barat, DKI Jakarta 11180

☎ 021 2268 2498 / 021 2268 5926

📠 0821 2000 3793

✉ lestari.ltcglodok@gmail.com

VIETNAM

MYANMAR

CAMBODIA

PHILIPPINES

